Before the Snow Flies, Are You Ready for the Road?



Presented by:
Lisa Kons, Traffic Safety Program Manager, Minnesota Safety Council
Coordinator, Minnesota Network of Employers For Traffic Safety.

SPEED COUNTS.
SLOW DOWN.

Drive SAFE Work SAFE Live SAFE
MINNESOTA SAFETY COUNCIL
Chapter of the National Safety Council

Did You Know…

- Every 12 seconds
  - Someone dies in a motor vehicle crash
- Every 10 seconds
  - An injury occurs
- Every 5 seconds
  - A vehicle crash occurs

Minnesota
Traffic Deaths To Date
2021 427
2020 346
Preliminary Year-End
2020 394

One of the most

DANGEROUS

Things most people will do today is

drive

Navigating the Environment

State Patrol: 450+ Crashes, Spinouts During November Snowstorm Nov. 10, 2020

LIVE UPDATES: Over 370 crashes, 400 vehicles off roads reported; National Guard opens armory to shelter motorists **Dec. 24**

Between 8 a.m. at 9:30 p.m., a **total of 264 crashes occurred**, according to the Minnesota State Patrol. **Over 251 vehicles also spun out or went off the road**. **Thirteen jackknifed semis** were also reported. March 15, 2021

State Patrol: 1,100 Crashes, Spinouts During October Snowstorm Oct. 2020

MN Weather: 220+ Crashes After Winter Storm Creates Blizzard, Hazardous Travel Conditions Jan. 15, 2021

It’s All About . . .

Taking Control

When the Driving Conditions are OUT of Your Control!

Driving Conditions Beyond Your Control

1. Light
2. Weather
3. Road
4. Traffic
5. Others

Adverse Weather Creates Slippery Roads

The best defense to avoid skidding is ALWAYS slow down when weather and road conditions are bad.

Determining Speed

- Know the Speed Limit
- Assess the Driving Conditions
- Adjust Accordingly

Steer into the Skid – Steer out of the Skid

Rear-Wheel or All-Wheel

If your car starts to spin **out** of line

- "**Steer into** the **skid**," which means **steer** to the same side the **back end** of the car is sliding towards.

.

Front-Wheel Skid

During a front-wheel **skid**

- Ease off the accelerator.
- If you are driving a car with manual transmission, depress the clutch.
- With your eyes focused on your “target”, try to steer the car back on course.
- If you don’t regain control of the car within 2-3 seconds, THEN depress the brake lightly.

With Anti Lock Brakes

- Keep foot on the brake FIRMLY.
- Hold down the brake pedal and steer out of danger.
- In an emergency, the ABS automatically pumps the brakes at a faster rate.
- You pumping will take longer to stop because the ABS can’t engage correctly.

Without Anti Lock Brakes

Off-Off Technique

- Ease your foot off accelerator.
- Keep your foot off brake.
- Turn the steering wheel in the direction you want the front of the vehicle to go.
- Pump the brakes if you can feel them locking up.

Driving for Conditions - KMSP Video

DEPARTMENT OF
TRANSPORTATION
N

2013-04-13 06:53:30 AM

Driving for Conditions S35W-Industrial Video

- Bridge Decks
- Entrance Ramps

Watch for slippery bridge decks, even when the rest of the pavement is in good condition. Bridge decks will ice up sooner than the adjacent pavement.

Bridge Deck

Ice Under Bridge Deck – WB494-24th

Following Distance

- Always maintain a three second following distance from the vehicle in front of your.

- In adverse conditions use the three second plus rule.



Avoiding Head-on Crash

If you must ride off the road, follow these split-second decisions:

- Drive to the right-away from on-coming traffic
- Don’t swerve or skid off the road
- If you must hit something steer your vehicle to hit the object with a glancing blow..

Don’t Veer for Deer

Don’t Veer for DEER

- Motorists: don’t swerve to avoid a deer.
- Slow down in areas known to have a large deer population.
- Blow your horn to startle the deer.
- Drive at safe speeds and ALWAYS Buckle Up!

Sharing the Road

Snowplow Drivers

It takes time to get roads back to good driving conditions.

- **Be patient**
- **Stay back**
- **Stay alert**
- **Slow down**

Avoid unnecessary travel if road conditions are too poor.

A View from a Plow

What Can I Do?

Plan Before You Travel

- Simple planning can save you trouble and your life!
  - -Know where you are going
  - -How to get there
  - -Map out directions ahead of time

Prepare Your Vehicle

- Are windows clean
- Is your gas tank at least half-full?
- Do you have jumper cables?
- Do you have an emergency kit?
- Are your tires winter ready?

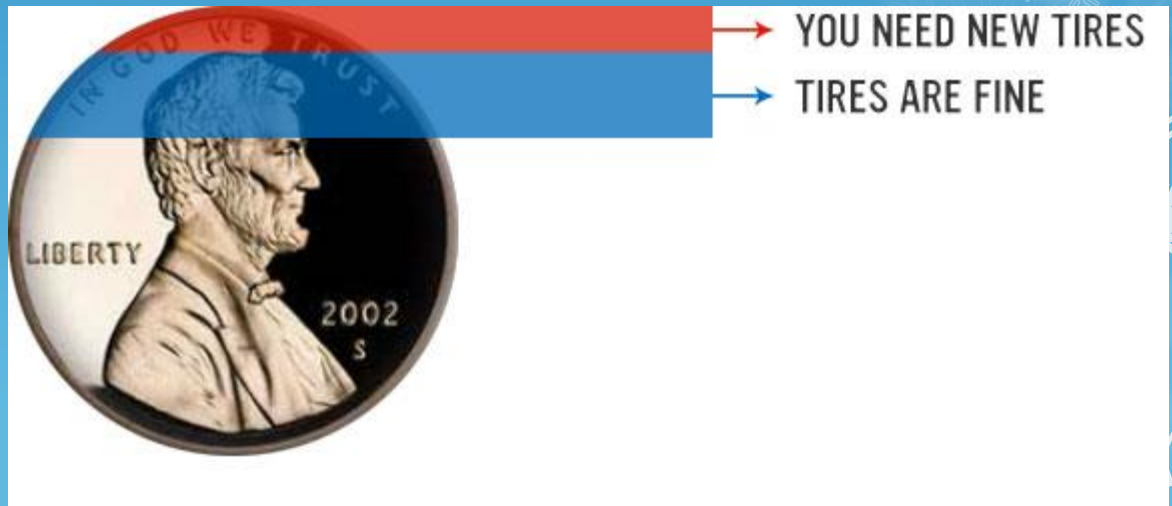

Emergency Care Kits

- Energy bar
- Water
- Blanket
- Extra clothing
- First aid kit with seatbelt cutter
- Small shovel, scraper and snowbrush
- Candle in deep can and matches
- Wind up flashlight
- Whistle-in case you need to attract attention
- Map
- Copy of Emergency plan

Be Aware of the Weather Conditions

- Listen to the weather forecast each day
- Dress Appropriately
- Pack extra clothes, hats, mittens and scarves in your vehicle

STAY IN YOUR VEHICLE

- Always stay with your vehicle
- Leaving your car is dangerous

Stay in Your Vehicle!

2015-12-29 09:45:40 AM

Make Yourself Easy to Find

- Tell someone where you are going or when they can expect you.
- If you stall have a bright colored cloth to tie on your antenna.
- At night remove the cover from your dome light.
- Only use emergency flashers when you hear a vehicle coming.

Keep Your Cool

- Calm down and think. The storm will end and you WILL be found.
- Don’t work enough to get hot and sweaty. Wet clothing loses insulation.
- Keep fresh air in your vehicle.

For The Love of Snowmen – Don't Drive Impaired

- An open house here
- A holiday party there
- Binging on Netflix
- "Just one" with co-workers after work
- 24/7 Shopping

MINNESOTAN'S ARE GETTING IT

IMPAIRMENT AND DRIVING JUST DOESN'T MIX!

Remember SNOW means take it *SLOW*!

Life Doesn't have a rewind:
Slow Down, Drive Sober, Buckle Up and Pay Attention
Your life and the lives of others depend on it!

Have a SAFE Winter!

Contact Information

Lisa Kons, Traffic Safety Program Manager

Minnesota Safety Council

474 Concordia Avenue

St. Paul, MN 55103

651.228.7330

Lisa.kons@minnesotasafetycouncil.org